

ORCA HT level sensor

CLP-\_HTN2-\_

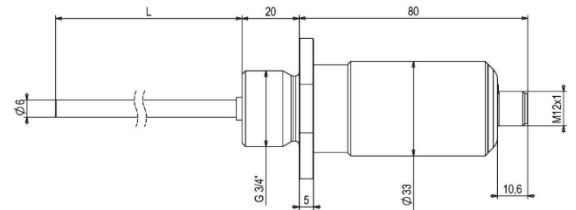
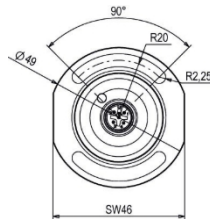


Product image

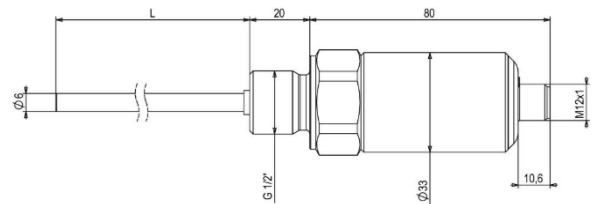
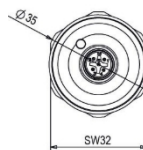
CLP-LHHTN2-xxx-\_



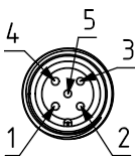
Dimensional drawing



CLP-G2HTN2-xxx-\_



M12 connector, 5-pin



Pin	Signal	Description
1	U <sub>v</sub>	+24 V DC supply voltage
2	Switching output or analog output	PNP / NPN or push-pull; NO / NC 4 to 20 mA / 0 to 10 V
3	G	0
4	Switching output IO-Link communication	PNP / NPN or push-pull; NO / NC
5	Switching output	PNP / NPN or push-pull; NO / NC

## ORCA HT level sensor

CLP-\_HTN2-\_



## Technical data

Technical data at 24 V and 20 °C	
Connection	M12 connector, 5-pin
Protection class	III
Operating voltage	DC 24 V (16.8 to 30.0 V)
Current consumption	Typically 29 mA
Short-circuit resistance	Yes
Reverse polarity protection	Yes
Analog output	4 to 20 mA (< 300 Ω) / 0 to 10 V (> 10 kΩ)
Switching output	NPN/PNP/push-pull; NO/NC selectable
Switching point position	Adjustable
Load current	Typically 50 mA, max. 200 mA
Output load Switching output	300 Ω
Inductive load Switching output	500 mJ
Capacitive load switching output	30 μF
Measuring principle	Capacitive
Medium	Liquid, non-conductive
DK medium	Medium > 1.8 (dielectric constant $\epsilon_r$ )
Measurement accuracy	±2% of full scale
Repeatability	±1% of full scale
Temperature drift	< 0.1%/K
Resolution	1 mm
Measuring range	See type code; L according to dimensional drawing
Initialization time	< 2 s
Response time	< 1 s
Operating temperature of probe head	0 to +60 °C (32 to 140 °F)
Process temperature medium	0 to +230 °C (32 to 446 °F)
Protection class IP	IP67

ORCA HT level sensor

CLP-\_HTN2-\_



Technical data at 24 V and 20 °C	
Compressive strength	10 bar
Communication interface	IO-Link, COM 1.1
Process connection	See type code, material V4A
Probe rod	Ø 6 mm, material V4A

Type code

CLP-XXHTN2-xxxx-abcd	
XX	Process connection G2 = G 1/2" LH = slotted hole and G4 = G 3/4"
xxxx	Rod length L in mm; corresponds to the measuring range
abcd	Configuration of the sensor



### Legal notice

The information contained in this document regarding sensors, sensor buttons, devices, applications, and software is for informational purposes only and may be superseded at any time by updates. It is your responsibility to ensure that your applications comply with your specifications.

CAPTRON makes no express or implied representations or warranties with respect to the information, including, but not limited to, its content, condition, quality, and suitability for a particular purpose. CAPTRON disclaims any liability arising from this information and its use.

The use of CAPTRON sensors, sensor buttons, devices, applications, and software in life-supporting and/or safety-related applications is entirely at the risk of the purchaser, who agrees to defend, indemnify, and hold CAPTRON harmless from any damages, claims, lawsuits, or costs resulting from such use.

Unless otherwise stated, no licenses to CAPTRON's intellectual property rights are transferred, either implicitly or otherwise.

### Trademarks

The name and logo of CAPTRON, CANEO, and oneGRID are registered trademarks of CAPTRON in various countries and are the property of CAPTRON Electronic GmbH.

All other trademarks mentioned herein are the property of their respective owners.

© 2026, CAPTRON Electronic GmbH, All rights reserved.